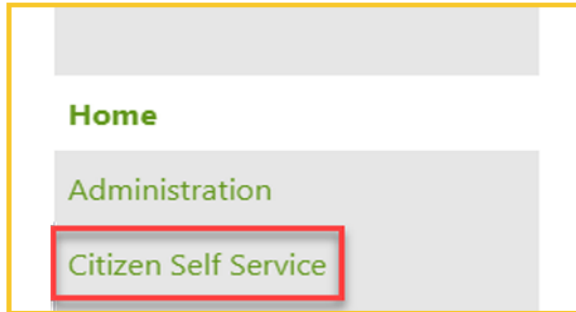
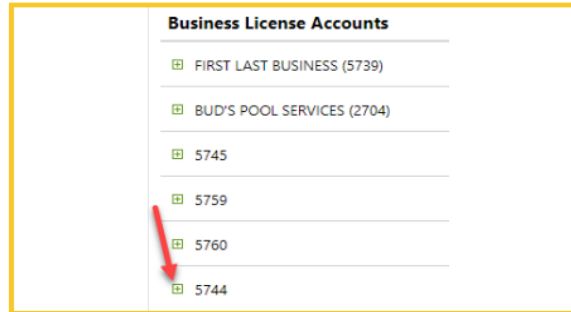


Quick How-To Guide: View License

Citizen Self Service for Business Licenses and Short Term Rentals
<https://townofqueencreekaz.munisselfservice.com/css/>



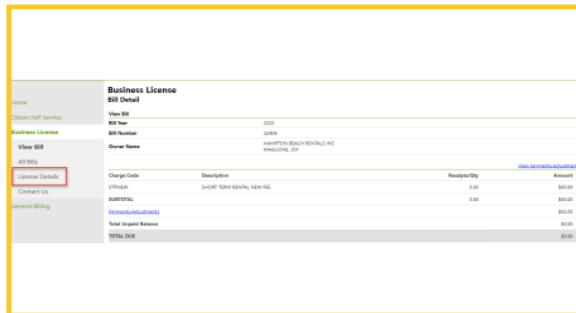
1 After logging in to CSS, select Citizen Self Service.



2 Select the plus next to your Business License Account to expand.



3 In expanded view, select View Bill.



4 Next, select License Details on the left.



5 In the upper right, select View certificate image. A pop up window will appear with a copy of your license.

